

FONTAINE SPECIALIZED



# Why do business with Fontaine Specialized?

- We are a Marmon/Berkshire Hathaway business 100% focused on serving customers making their living using our trailers
- Our innovative solutions always begin with the customer
- We listen, clarify, understand, and then focus our industry experts and resources to find a better way
- Our dedicated manufacturing facilities are equipped with the latest technologies and are ISO 9001 certified
- We serve our customers with in-house research, engineering/product design, and durability testing: in the lab and in the field
- 5S implementation helps eliminate wasted time, space and material to reduce cost and improve efficiency to better serve customers
- We stand behind our customers with a commitment to provide top quality products and best-in-class service
- The solutions we deliver make businesses more efficient and our customers more profitable

We would like to do the same for you ...  
That is why we are here!

BERKSHIRE  
HATHAWAY




# What makes Fontaine Specialized different?


## The fastest gooseneck in the west!

(And the east, north and south, too)

- Fastest, most versatile hydraulic detachable gooseneck in the industry— Spend less time loading/unloading and more time earning money
- Shaft-and-Hook design gives you greater flexibility to connect or disconnect from the deck even **ON UNEVEN GROUND!**
- Our hydraulic gooseneck includes a dual cam pawl design providing an industry leading number of ride height positions that make it easier to get over/under obstacles—This gives Fontaine a true competitive advantage




1. The **V-Guide** aligns the **Slot** on the gooseneck so you don't need to line up perfectly with the deck



2. As the gooseneck approaches the deck, the **Shaft** on the gooseneck slides under the **Hook** on the deck



3. When the gooseneck contacts the deck you are in position to lift the trailer



4. The dual cam pawl (now standard on hydraulic gooseneck models) gives you additional ride height options for greater flexibility

**1940**

Fontaine starts building military trailers

**1965**

Haleyville factory acquired for increased production

**1993**

Marmon acquires Liddell Birmingham assets: Company renamed Fontaine Specialized

**2004**

80/20 business principles implemented to develop greater customer focus

**Benefits of 80/20**

- Focused innovation
- Unsurpassed product quality
- High speed in-lining
- Dedicated lines
- Highest quality materials
- Reliable delivery

**2005**

Magnitude product line begins production

**2006**

Renegade product line begins production

**2009**

Business renamed Fontaine Heavy-Haul

**2012**

Segmentation from Fontaine platform business

**2014**

Focus on improving Xcalibur

**2015**

Released Fontaine Traverse HT

**2017**

Released Renegade Mini-deck

**2018**

Released Magnitude 55LCC

**2019**

Developed Workhorse Product Lineup

**2020**

Released Magnitude 60 LCC  
Implemented 5S

**2021**

Released Workhorse 55PVR

**2022**

Released Magnitude 60HD MX  
Workhorse 55PVR Pro  
Business renamed Fontaine Specialized



# WORKHORSE

Close coupled (not spreader capable) • Fixed tridem air ride bogie • Flip axle option  
Capacities from 50 to 55 tons



Workhorse 55LCC

Air lift 3rd axle for the return trip



Workhorse 51

Optional 4th axle flips down to help balance your load and flips up for the return trip

## Workhorse 55LCC

With its standard 7-position front ride height, this 55-ton Low deck height Close Coupled trailer will help you navigate the tight places! See specs on page 16

## Workhorse Features

- All main longitudinal members have 100 KSI steel for longer service life
- Fastest, most versatile hydraulic detachable gooseneck in the industry— you can even connect/disconnect on UNEVEN GROUND
- 7-Position front ride-height adjustment helps you get over/under obstacles with greater ease
- Lockable covered toolbox at the front of the deck
- 2" apitong flooring – the premier material for the job
- Boom trough with V-pan in bogie
- 7-Position rear ride-height control system
- 54.5" bogie spread
- Air lift 3rd axle for the return trip
- Suspension dump valve for greater convenience
- Battery powered LED strobe light system works when you are not connected to the tractor

## Workhorse Options

- Front flip ramps (standard on 55LCC and 55PVR)
- Hydraulic power unit
- ABS
- Flip axle (51, 55LCC & 55PVR)
- 60" bogie spread
- Load bearing wheel covers or poly fenders
- Load scales
- Tire inflation system
- Custom paint colors
- Tires, wheels & more

Flip axle ready so you can handle larger payloads in compliance with local laws

Optional load bearing wheel covers supported by heavy-duty bolsters make it easier to load a wide range of equipment onto the bogie

## Workhorse 55PVR

If you use it to build a road this NEW Fontaine paver trailer hauls it! Millers, Pavers, Rollers, Brooms and more...



Removable bogie center section to create a low boom well—great for hauling excavators (lift links make it easy to convert)



The Workhorse 55PVR deck-to-bogie transition is a mere 16° with 255 tires or 17° with 275 tires



9° load angle with adjustable widths

Front flip ramps feature 9° load angle plus they slide inward to 44" (inside to inside) and outward to handle a wide range of equipment

Fastest, most versatile hydraulic detachable gooseneck in the industry— Spend less time loading/unloading and more time earning money

# MAGNITUDE 3+1

Fixed or modular tridem air ride bogie • Flip axle or spreader capable  
Capacities from 55 to 60 tons



**Magnitude 60 MDSR 2+3+1**

- 402J Jeep
- Mechanical or hydraulic flip box options
- Fastest hydraulic detachable gooseneck in the industry
- Dual cam pawl for more ride height options
- Tool box
- Fixed and Modular Deck Options  
Fixed Flat level deck (FLD)  
Fixed Drop Side Rail (DSR)
- Modular Flat level deck (MFLD)  
Modular Drop Side Rail (MDSR)  
Modular Beam Deck (MBMD)
- Fixed or modular tridem bogie
- Air lift 3rd axle
- EQ1 Spreader
- 4th axle

The 55MX deck easily extends from 29' 4" closed to 50' 4" open



**Magnitude 55MX**

Accepts a flip axle to provide 4-close coupled axles OR you can add the EQ1 if you need to spread out your load. If more capacity is required, check out the new 60HD MX on page 9 (specs on page 17).



- MFLD deck option (Modular Flat Level Deck)
- MDSR deck option (Modular Drop Side Rail)
- MBMD deck option (Modular Beam Deck)



**Magnitude 55H DSR**

Fastest, most versatile hydraulic detachable gooseneck in the industry— Spend less time loading/unloading and more time earning money!

Recessed deck crossmembers

## Magnitude 3+1 Features

- All main longitudinal members have 100 KSI steel for longer service life
- Fastest, most versatile hydraulic detachable gooseneck in the industry— you can even connect/disconnect on UNEVEN GROUND
- 7-Position front ride-height adjustment helps you get over/under obstacles with greater ease
- 8' 6" deck width with outriggers
- 2" apitong flooring – the premier material for the job
- Boom trough with V-pan in bogie
- 7-Position rear ride-height control system
- 54.5" axle spread
- Air lift 3rd axle for the return trip
- Suspension dump valve for greater convenience
- Battery powered LED strobe light system works when not connected to the tractor

## Magnitude 3+1 Options

- Dual kingpin locations
- Hydraulic power unit
- Front flip ramps
- Hammer plate
- ABS
- Flip box/Flip axle capable
- 9' 0" deck width
- 60" axle spread
- EQ1 Nitrogen Spreader
- Load bearing wheel covers or poly fenders
- Load scales
- Tire inflation system
- Custom paint colors
- Tires, wheels & more

# MAGNITUDE 3+2

Modular tridem bogie • Flip axle or spreader capable  
Capacities from 60 to 75 tons



Magnitude 60HD MDSR 2+3+2

## NEW Magnitude 60HD-MX



The 60HD-MX deck easily extends from 30' closed to 51' open

Flip axle ready or you can add the EQ2 spreader plus two additional axles to spread the load



MFLD deck option (Modular Flat Level Deck)



MDSR deck option (Modular Drop Side Rail)



MBMD deck option (Modular Beam Deck)

### Magnitude 3+2 Features


- All main longitudinal members have 100 KSI steel for longer service life
- Fastest, most versatile hydraulic detachable gooseneck in the industry— you can even connect/disconnect on UNEVEN GROUND
- 7-Position front ride-height adjustment helps you get over/under obstacles with greater ease
- 8' 6" deck width with outriggers
- 2" apitong flooring – the premier material for the job (all models except Magnitude 75 which is 2 1/4")
- Boom trough with V-pan in bogie
- 7-Position rear ride-height control system
- 60" axle spread
- Air lift 3rd axle for the return trip
- Suspension dump valve for greater convenience
- Battery powered LED strobe light system works when not connected to the tractor

### Magnitude 3+2 Options


- Dual kingpin locations
- Hydraulic power unit
- Front flip ramps
- Hammer plate
- ABS
- Flip box/Flip axle capable
- 9' 0" deck width
- EQ2 Nitrogen Spreader
- Load bearing wheel covers or poly fenders
- Load scales
- Tire inflation system
- Custom paint colors
- Tires, wheels & more



Dual cam pawl provides additional gooseneck positions



Hydraulic detachable "shaft and hook" gooseneck is the fastest and most versatile in the industry—especially on uneven ground



Heavy-duty modular bogie connection



7-Position rear ride-height control system for greater convenience

# MAGNITUDE 3+3

Modular tridem bogie • Spreader capable  
Capacities up to 80 tons



Magnitude 80 MFLD 3+3

MFLD deck option  
(Modular Flat Level Deck)

MDSR deck option  
(Modular Drop Side Rail)

MBMD deck option  
(Modular Beam Deck)



The EQ3 Spreader with its integrated first axle and detachable intermediate and flip axles provides greater hauling flexibility and makes it easy to balance heavy loads.

Integrated axle

Intermediate axle

Flip axle

## Magnitude 3+3 Features

- All main longitudinal members have 100 KSI steel for longer service life
- Fastest, most versatile hydraulic detachable gooseneck in the industry— you can even connect/disconnect on UNEVEN GROUND
- 7-Position front ride-height adjustment helps you get over/under obstacles with greater ease
- 9' deck width with outriggers
- 2 1/4" apitong flooring – the premier material for the job
- Boom trough with V-pan in bogie
- 7-Position rear ride-height control system
- 60" axle spread
- Air lift 3rd axle for the return trip
- Suspension dump valve for greater convenience
- Battery powered LED strobe light system works when not connected to the tractor

## Magnitude 3+3 Options

- Dual kingpin locations
- Hydraulic power unit
- Front flip ramps
- Hammer plate
- ABS
- Flip box/Flip axle capable
- EQ3 Nitrogen Spreader
- Load bearing wheel covers or poly fenders
- Load scales
- Tire inflation system
- Custom paint colors
- Tires, wheels & more



Add a hydraulic power unit to make your trailer "self-contained"—with this option you can operate the gooseneck without being connected to the truck wet line kit.

# RENEGADE

Hydraulic or mechanical gooseneck • Fixed tandem bogie • Flip axle option  
Capacities from 30 to 40 tons



Renegade N12 Mini-Deck

12 inch loaded deck

Your choice of a mechanical (shown) or a hydraulic detachable gooseneck

The optional mini boom well helps you lower overall equipment height

Renegade X20 with optional flip box and flip axle



Hook  
Shaft

## Renegade N12 Mini-Deck gets down to business

Hydraulic detachable "shaft & hook" gooseneck is the fastest and most versatile in the industry—especially on uneven ground

Traction cleats make loading/unloading easier

Gooseneck tower, base and twin box beams share the same beam centers for outstanding pulling/tracking capability

Industry leading 12" deck height with 4" ground clearance


Low profile connections for optional 3rd axle give the Renegade N12 even greater hauling versatility



12" loaded deck height



Fontaine deck specifications are true and usable space measured from the back of the gooseneck to the front of the bogie



Renegade 18

## Renegade X20

Extendable deck expands up to 60 feet for even greater hauling versatility

## Renegade Features

- 30 to 40 tons capacity in 16 feet (GAWR and tire ratings determine legal payloads)
- Choice of mechanical or hydraulic detachable goosenecks
- Mechanical Gooseneck uses figure eight plate while Hydraulic Gooseneck uses 7-position pawl for front ride-height adjustments
- Low loaded deck height to handle tight places
- Sloped front ramp with traction cleats for easier loading and unloading
- Air-ride suspension with auto/manual controls
- 2-Part polyurethane enamel coating fights corrosion to extend trailer life
- LED lights, strobes, outriggers and D-rings are all standard to give you more trailer for your money

Flip axle ready so you can handle larger payloads in compliance with local laws

## Renegade Options

- Toolbox in mechanical gooseneck riser area
- Disc brakes
- Mini-boom trough
- Flip box/Flip axle
- Load scales
- Tire inflation system
- Custom paint colors
- Tires, wheels & more

# XCALIBUR

Extendable flatbed and dropdeck trailers built tough and EASY to operate



Xcalibur 48' Tandem Flatbed (Extended to 80')

Xcalibur 53' Tridem Dropdeck (Extended to 72')

Xcalibur 48' Tandem Flatbed

Xcalibur 53' Tridem Dropdeck

Xcalibur 53' Tridem Flatbed (Extended to 90')

## Xcalibur Extendable Flatbed and Dropdeck Features

- All flatbeds are California legal (Distance from kingpin to rear axle center is less than 40' when axles are in most forward position)
- Adjust trailer length with ease
  - 48' flatbed extends to 80'
  - 53' flatbed extends to 90'
  - 53' dropdeck extends to 72'
- The axle group moves together in a slide box with your choice of a tandem or tridem with spring or air suspension
- Stop positions with air operated pins for added convenience
  - 4880: (7) positions, (6) at 5' increments, (1) at 2'
  - 5390: (8) positions, (7) at 5' increments, (1) at 2'
- Steel I-Beam crossmembers at 12" centers for greater strength
- Structural steel siderails and steel front & rear skirt for heavy-duty performance
- Service-friendly design

## Xcalibur Options

- Removable steel bulkhead
- Dust shields
- Wheel and tire choices
- Winch straps
- Hubodometer
- Tool boxes & more

## All Xcalibur Flatbeds are California Legal

Flatbed Models	Overall Length (OAL)		Axle Spacing (Nominal)	Number of Axles	Kingpin to Rear Axle Center (Most forward axle position)	Total Suspension Travel
	Closed	Open				
XTP4880SS2	48'	80'	49'	2	37' 4"	5' 0" (60")
XTP4880SS3	48'	80'	49"	3	36' 3"	6' 0" (72")
XTP4880SA2	48'	80'	49'	2	37' 0"	5' 4" (64")
XTP4880SA3	48'	80'	60'	3	37' 11"	5' 0" (60")
XTP5390SS2	53'	90'	49"	2	39' 8"	7' 8" (92")
XTP5390SS3	53'	90'	49"	3	38' 3"	9' 0" (108")
XTP5390SA2	53'	90'	49'	2	39' 4"	8' 0" (96")
XTP5390SA3	53'	90'	60'	3	39' 4"	8' 0" (96")



Xcalibur cable management system protects telescoping air/electrical lines to help prevent costly downtime.

Xcalibur 53' Tridem Dropdeck (Extended to 72')

Dropdeck Model	Overall Length (OAL)		Axle Spacing (Nominal)	Number of Axles
	Closed	Open		
XTD5372LP	53'	72'	60'	3




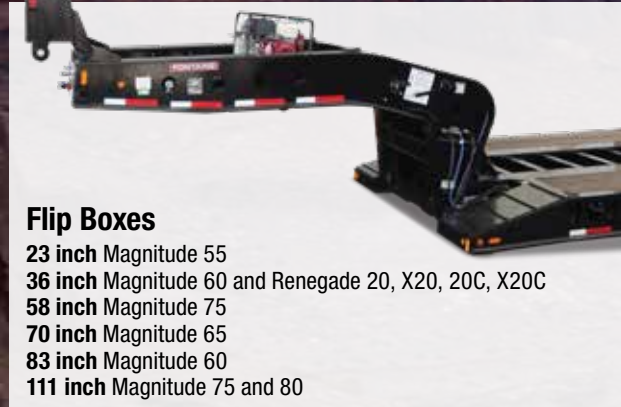
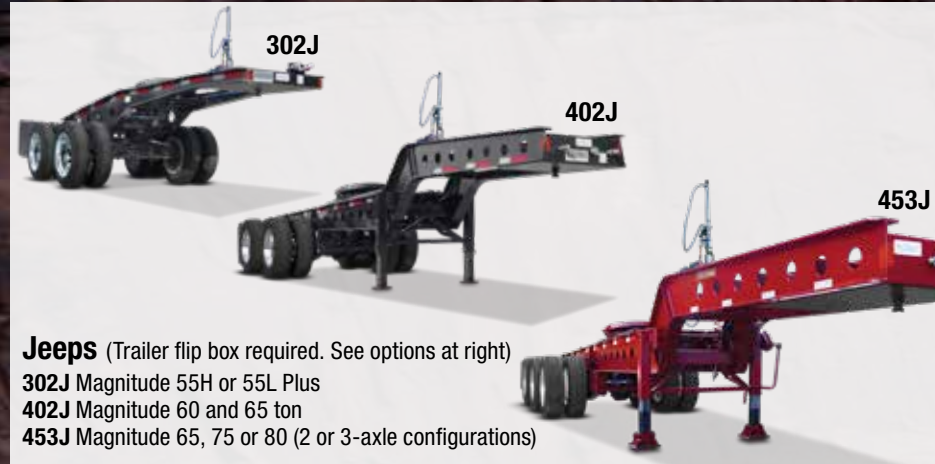
## Standard Trailer Specifications

Model	Workhorse Models				Magnitude FIXED Deck Models			Magnitude Modular Deck Models							
	Workhorse 50 (3CC) Workhorse 51 (4CC)	Workhorse 55LCC (4CC)	Workhorse 55PVR (4CC)	Workhorse 55PVR Pro (4CC)	Magnitude 55H (3+1)	Magnitude 55L Plus (3+1)	Magnitude 60LCC (3+1) Magnitude 60DSR (3+1)	Magnitude 55H (3+1)	Magnitude 60 (3+1)	Magnitude 55MX (3+1)	Magnitude 60HD-MX (2+3+2)	Magnitude 60HD (2+3+2)	Magnitude 65 (2+3+2)	Magnitude 75 (2+3+2 or 3+3+2)	Magnitude 80 (3+3+3)
<b>Trailer Type</b>	Hydraulic Detach Fixed Deck Close Coupled Axles	Hydraulic Detach Fixed Deck Close Coupled Axles	Hydraulic Detach Fixed Deck Close Coupled Axles	Hydraulic Detach Fixed Deck Close Coupled Axles	Hydraulic Detach Fixed Deck 3+1 Axles	Hydraulic Detach Fixed Deck 3+1 Axles	Hydraulic Detach Fixed Deck 3+1 Axles	Hydraulic Detach Modular Deck 3+1 Axles	Hydraulic Detach Modular Deck 3+1 Axles	Hydraulic Detach Modular Extendable Deck 3+1 Axles	Hydraulic Detach Modular Extendable Deck 3+2 Axles	Hydraulic Detach Modular Deck 3+2 Axles	Hydraulic Detach Modular Deck 3+2 Axles	Hydraulic Detach Modular Deck 3+2 Axles	Hydraulic Detach Modular Deck 3+3 Axles
<b>Capacity</b>	50 Tons in 12' (50) 52 Tons in 16' (50) 51 Tons in 12' (51)	55 Tons in 13'	55 Tons in 16' 50 Tons in 12'	55 Tons in 16' 50 Tons in 12'	55 Tons in 12'	55 Tons in 16' 3+1 55 Tons in 10' 4CC	60 Tons in 13' 4CC 55 Tons in 16' 3+1 55 Tons in 10' 4CC	55 Tons in 12'	60 Tons in 12'	Closed: 55 Tons in 16' Extended: 55 Tons in Deck Length less 2'	Closed: 60 Tons in 16' (3+2) Closed: 65 Tons in 12' (4CC) Extended: 60 Tons in Deck Length less 2'	60 Tons in 16' (3+2) 65 Tons in 12' (4CC)	65 Tons in 16' (3+2) 70 Tons in 12' (4CC)	75 Tons in 16' (3+2) 70 Tons in 12' (3+2)	80 Tons in 16' (3+3) 70 Tons in 12' (3+3)
<b>OAL (Overall length) **</b>	50' 1" (50) 51' 0" (51)	52' 10"	53' 0"	53' 0"	52' 0" (FLD) 52' 5" (DSR)	52' 3"	52' 3" (LCC) 52' 6" (DSR)	52' 0"	52' 9"	55' 4" (Closed)	57' 10" (Closed)	53' 10"	57' 0"	58' 4"	58' 4"
<b>Gooseneck Swing Radius (with Optional Flip Box)</b>	102"	108"/89" (Std.) Removable Kingpin	102" (Std.) Removable Kingpin	108"/82" (Std.) Removable Kingpin	102" Removable Kingpin Alternate 81" (Opt.)	102" Removable Kingpin Alternate 81" (Opt.)	102" Removable Kingpin Alternate 81" (Opt.)	102" Removable Kingpin Alternate 81" (Opt.)	106"/86" (Std.) Removable Kingpin (142" or 189")	102" (Std.) Removable Kingpin	106"/86" (Std.) Removable Kingpin (142" or 189")	106"/86" (Std.) Removable Kingpin (142" or 189")	114"/102" (Std.) Removable Kingpin (184")	126"/114" (Std.) Removable Kingpin (184" or 237")	126"/114" (Std.) Removable Kingpin (237")
<b>Deck Types Available *</b>	FLD	FLD	FLD	FLD	FLD, DSR	FLD	FLD (60LCC) DSR (60DSR)	MFLD, MDSR, MBMD	MFLD, MDSR, MBMD	Extendable MFLD	Extendable MFLD	MFLD, MDSR, MBMD	MFLD, MDSR, MBMD	MFLD, MDSR, MBMD	MFLD, MDSR, MBMD
<b>Deck Length</b>	25' Std. (24' Opt.) (50) 25' Std. (26' Opt.) (51)	26' Standard (25' and 27' Optional)	24' Standard	24' Standard	26' Standard (25', 27' & 28' Optional)	26' Standard (25' and 27' Optional)	26' Standard (25' and 27' Optional)	26' Standard (25', 27' & 28' Optional)	26' Standard (25', 27', 28' Optional)	29' 4" Extends to 50' 4" 11 Stops @ 25 <sup>3</sup> /16" Nominal	30' Extends to 51' 11 Stops @ 25 <sup>3</sup> /16" Nominal	26' Standard (25', 27', 28' Optional)	28' Standard (30' Optional)	28' Standard (30' Optional)	28' Standard (30' Optional)
<b>Deck Width</b>	8' 6" Standard	8' 6" Standard (9' Optional)	8' 6" Standard	8' 6" Standard	8' 6" Standard (9' Optional)	8' 6" Standard (9' Optional)	8' 6" Standard (9' Optional)	8' 6" Standard (9' Optional)	8' 6" Standard (9' Optional)	8' 6" Standard	8' 6" Standard	8' 6" Standard (9' Optional)	8' 6" Standard (9' Optional)	9' Standard	9' Standard
<b>Loaded Deck Height</b>	20" (50) 22" (51)	18"	22"	22"	22" (FLD) 14.5" (DSR)	18"	18" (60LCC) 14.5" (60DSR)	22" (MFLD/MBMD) 14.5" (MDSR)	22" (MFLD/MBMD) 14.5" (MDSR)	20"	22"	22" (MFLD) or 23" (MBMD) 14.5" (MDSR)	24" (MFLD/MBMD) 14.75" (MDSR)	24" (MFLD/MBMD) 15" (MDSR)	24" (MFLD/MBMD) 16" (MDSR)
<b>Ground Clearance</b>	6"	6"	6"	6"	6"	6"	6"	6"	6"	6"	6"	6"	6"	6"	6"
<b>Suspension</b>	Air Ride	Air Ride	Air Ride	Air Ride	Air Ride	Air Ride	Air Ride	Air Ride	Air Ride	Air Ride	Air Ride	Air Ride	Air Ride	Air Ride	Air Ride
<b>Ride Height Adjustment</b>	7-Position Mechanical Ride Height Control System	7-Position Mechanical Ride Height Control System	7-Position Mechanical Ride Height Control System	7-Position Mechanical Ride Height Control System	7-Position Mechanical Ride Height Control System	7-Position Mechanical Ride Height Control System	7-Position Mechanical Ride Height Control System	7-Position Mechanical Ride Height Control System	7-Position Mechanical Ride Height Control System	7-Position Mechanical Ride Height Control System	7-Position Mechanical Ride Height Control System	7-Position Mechanical Ride Height Control System	7-Position Mechanical Ride Height Control System	7-Position Mechanical Ride Height Control System	7-Position Mechanical Ride Height Control System
<b>Trailer Axles</b> "CC" = Close Coupled "+" = Spreader	3 (50) 4CC (51)	3 4CC	3 4CC	3 4CC	3 3+1 4CC	3 3+1 4CC	3 3+1 4CC	3 3+1 4CC	3 3+1 4CC	3 3+1 4CC	3 3+2 4CC, 5CC	3 3+2 4CC, 5CC	3 3+2 4CC, 5CC	3 3+2 4CC, 5CC	3 3+2, 3+3 4CC, 5CC
<b>Axle Spread</b>	54.5" Standard (60" Optional)	54.5" Standard (60" Optional)	54.5" Standard	50.0" Standard	54.5" Standard (60" Optional)	54.5" Standard (60" Optional)	54.5" Standard (60" Optional)	54.5" Standard (60" Optional)	54.5" Standard (60" Optional)	54.5" Standard (60" Optional)	60" Standard	60" Standard	60" Standard	60" Standard	60" Standard
<b>Tire Size</b> Standard/ Optional	255/70R/22.5 (Std.) 275/70R/22.5 (Opt.)	275/70R/22.5 (Std.) Up to 305/70R/22.5 (Opt.)	255/70R/22.5 (Std.)	275/70R/22.5 (Std.)	275/70R/22.5 (Std.) Up to 305/70R/22.5 (Opt.)	275/70R/22.5 (Std.) Up to 305/70R/22.5 (Opt.)	275/70R/22.5 (Std.) Up to 305/70R/22.5 (Opt.)	275/70R/22.5 (Std.) Up to 305/70R/22.5 (Opt.)	275/70R/22.5 (Std.) Up to 305/70R/22.5 (Opt.)	275/70R/22.5 (Std.) Up to 305/70R/22.5 (Opt.)	275/70R/22.5 (Std.) Up to 305/70R/22.5 (Opt.)	275/70R/22.5 (Std.) Up to 305/70R/22.5 (Opt.)	275/70R/22.5 (Std.) Up to 305/70R/22.5 (Opt.)	275/70R/22.5 (Std.) Up to 305/70R/22.5 (Opt.)	275/70R/22.5 (Std.) Up to 305/70R/22.5 (Opt.)
<b>Optional Attachments</b>	None (50) 51/60 Flip Axle (51)	51/60 Flip Axle	51/60 Flip Axle	51/60 Flip Axle	302J Jeep 23" Flip Box EQ1/Rigid Spreader Bar 51/60 Flip Axle	302J Jeep 23" Flip Box EQ1/Rigid Spreader Bar 51/60 Flip Axle	302J Jeep 23" Flip Box EQ1/Rigid Spreader Bar 51/60 Flip Axle	302J Jeep 23" Flip Box EQ1/Rigid Spreader Bar 51/60 Flip Axle	402J Jeep 36" or 83" Flip Box EQ1 Spreader 51/60 Flip Axle	302J Jeep 23" Flip Box EQ1 Spreader 51/60 Flip Axle	402J Jeep 36" or 83" Flip Box EQ2 Spreader 60/90 Flip Axle	402J Jeep 36" or 83" Flip Box EQ2 Spreader 60/90 Flip Axle	402J Jeep 70" Flip Box EQ2 Spreader 60/90 Flip Axle	453J Jeep 58" & 111" Flip Box EQ2 Spreader 60/90 Flip Axle	453J Jeep 111" Flip Box EQ3 Spreader 60/90 Flip Axle
<b>Est. Weight ± 3%</b>	From 18,720 lbs. (50) From 20,200 lbs. (51)	From 22,040 lbs. (26' FLD)	From 23,480 lbs. (22,390 lbs. without bogie center section)	From 23,850 lbs. (22,925 lbs. without bogie center section)	From 22,335 lbs. (26' FLD)	From 24,020 lbs. (26' FLD)	From 24,260 lbs. (60LCC) From 24,995 lbs. (60DSR)	From 22,785 lbs. (26' MFLD)	From 25,290 lbs. (26' MFLD)	From 27,110 lbs.	From 33,105 lbs.	From 28,960 lbs. (26' MFLD)	From 32,400 lbs. (28' MFLD)	From 34,915 lbs. (28' MFLD)	From 37,620 lbs. (28' MFLD)

\*Nomenclature: FLD (Flat Level Deck), DSR (Drop Side Rail), BMD (Beam Deck). "M" prefix indicates Modular. Example, MFLD is a Modular Flat Level Deck (modular design lets you shim or switch out the deck type).

\*\*Overall trailer length is based on the "Standard" gooseneck, deck and bogie selections unless otherwise noted.

# Fontaine Specialized Components



## Standard Trailer Specifications

Model	Renegade Models					Xcalibur Models		
	Renegade 18 Renegade N18	Renegade 20 Renegade N20	Renegade X20 Renegade XN20	Renegade 14 Renegade N14	Renegade N12	Xcalibur (XTP) Spring Ride	Xcalibur (XTP) Air Ride	Xcalibur (XTD) Air Ride
<b>Trailer Type</b>	Double Drop Detach Mechanical (18) Hydraulic (N18)	Double Drop Detach Mechanical (20) Hydraulic (N20)	Double Drop Detach Extendable Deck Mechanical (X20) Hydraulic (XN20)	Double Drop Detach Mechanical (14) Hydraulic (N14)	Double Drop Hydraulic Detach	Extendable Flatbed	Extendable Flatbed	Extendable Dropdeck
<b>Capacity</b>	40 Tons Evenly Distributed	40 Tons in 16'	40 Tons in 16' Extended: 40 Tons in Deck Length less 2'	30 Tons in 16' 35 Tons Evenly Distributed	30 Tons in 16' 30 Tons in 20' w/Flip Axle	80,000 lbs (48' to 80') 100,000 lbs (53' to 90') Distributed	80,000 lbs (48' to 80' ) 100,000 lbs (53' to 90') Distributed	80,000 lbs (53' to 72') Distributed
<b>OAL (Overall length) **</b>	48' 0" (18) 50' 1" (N18)	48' 0" (20) 50' 1" (N20)	(X20) 48' (29') 53' (34') (XN20) 50' 1" (29') 53' 1" (34')	47' 11" (14), 50' 1" (N14)	53' 0"	48' to 80' (Closed/Open) 53' to 90' (Closed/Open)	48' to 80' (Closed/Open) 53' to 90' (Closed/Open)	53' to 72' (Closed/Open)
<b>Gooseneck Swing Radius (with Optional Flip Box)</b>	81" (18) 102" (N18)	81" (20) 102" (N20)	81" (X20) 102" (XN20)	81" (14) 102" (N14)	96"	24" Kingpin Setback	24" Kingpin Setback	18" Kingpin Setback
<b>Deck Types Available *</b>	FLD	FLD	Extendable FLD	FLD	FLD	Extendable Flatbed	Extendable Flatbed	Extendable Dropdeck
<b>Deck Length</b>	29'	29' Standard (31' Optional)	29' Extends to 50' (Std.) 32' Extends to 56' (Opt. XN20) 34' Extends to 60' (Opt.)	29' 2" Standard	32' 11" Standard (27' 11" Optional for California legal)	48' (Closed) to 80' (Open) 53' (Closed) to 90' (Open)	48' (Closed) to 80' (Open) 53' (Closed) to 90' (Open)	53' (Closed) to 72' (Open)
<b>Deck Width</b>	8' 6" Standard	8' 6" Standard	8' 6" Standard	8' 6" Standard	8' 6" Standard	8' 6" Standard	8' 6" Standard	8' 6" Standard
<b>Loaded Deck Height Ground Clearance</b>	18" 6"	20" 6"	20" 6"	14" 5"	12" 4"	60"	60"	34"
<b>Suspension</b>	Air Ride w/ Auto Controls	Air Ride w/ Auto Controls	Air Ride w/ Auto Controls	Air Ride w/Auto Controls (N14 model includes Dynamic Ride Height Adjustment)	Air Ride w/Auto Controls and Dynamic Ride Height Adjustment	Spring Ride on Slide Box (Total Slide) 4880SS2 (5'), 4880SS3 (6') 5390SS2 (7' 8"), 5390SS3 (9')	Air Ride on Slide Box (Total Slide) 4880SA2 (5' 4"); 4880SA3 (5') 5390SA2 (8'); 5390SA3 (8')	Air Ride
<b>Ride Height Adjustment</b>	Automatic/Manual Raise/Lower Control	Automatic/Manual Raise/Lower Control	Automatic/Manual Raise/Lower Control	Mechanical Ride Height Control System with 6 Positions Available	Mechanical Ride Height Control System with 6 Positions Available	None	Automatic Control	Automatic/Manual Raise/Lower Control
<b>Trailer Axles</b> "CC" = Close Coupled "+" = Spreader	2	2	2	2	2	2 or 3	2 or 3	3
<b>Axle Spread</b>	54.5" Standard	54.5" Standard	54.5" Standard	50" Standard	50" Standard	49" for Tandem 60" for Tridem"	49" for Tandem 60" for Tridem	60" (SA3)
<b>Tire Size</b> Standard/ Optional	255/70R/22.5 (Std.)	255/70R/22.5 (Std.)	255/70R/22.5 (Std.)	255/70R/22.5 (Std.)	255/70R/22.5 (Std.)	295/75R/22.5 (Std.) Up to 11R 22.5 14PR (Opt.)	295/75R/22.5 (Std.) Up to 11R 22.5 14PR (Opt.)	235/75R/17.5 (Std.)
<b>Optional Attachments</b>	FA54 Flip Axle	36" Flip Box FA54 Flip Axle	36" Flip Box FA54 Flip Axle	FA50 Flip Axle	FA50 Flip Axle	Removable Steel Bulkhead	Removable Steel Bulkhead	Removable Steel Bulkhead
<b>Est. Weight ± 3%</b>	From 16,050 lbs. (18) From 17,085 lbs. (N18)	From 15,880 lbs. (20) From 17,065 lbs. (N20)	From 20,670 lbs. (X20) From 22,490 lbs. (XN20)	From 18,405 lbs. (14) From 19,230 lbs. (N14)	From 20,525 lbs.	From 16,190 lbs. (4880 SS2) From 17,380 lbs. (5390 SS2)	From 17,245 lbs. (4880 SA2) From 18,810 lbs. (5390 SA2) From 19,450 lbs. (4880 SA3) From 20,260 lbs. (5390 SA3)	From 18,950 lbs.

\*Nomenclature: FLD (Flat Level Deck), DSR (Drop Side Rail), BMD (Beam Deck). "M" prefix indicates Modular. Example, MFLD is a Modular Flat Level Deck (modular design lets you shim or switch out the deck type).

\*\*Overall trailer length is based on the "Standard" gooseneck, deck and bogie selections unless otherwise noted.

Fontaine  
Specialized

A ISO 9001:2015  
Certified Company



### Fontaine Specialized Quality Policy

Our employees are committed to continual improvement manufacturing activities, while practicing quality at the source, to produce products that meet or exceed customer expectations.



A Marmon | Berkshire Hathaway Company



[www.fontainespecialized.com](http://www.fontainespecialized.com)

Fontaine Specialized • 5398 US Highway 11 • Springville, AL 35146 • 205-467-6171

*Weights shown are without options • Photos may show some optional equipment • Specifications subject to change without notice*

©2024 Fontaine Specialized • LT-071-R27 • June 2024

A Marmon | Berkshire Hathaway Company